

Add: No.507, Zhongde International
Building, LYG, Jiangsu, China
Tel: +86-518-85460002
Email: sales@loadingarm.org
Website: www.loadingarm.org

Folding Stairs for Loading Platform



Folding stairs is specially designed to provide safe and efficient means of access between a loading platform and road or rail tankers.

Folding Stairs Features:

1. Fully balanced self-leveling steps to automatically adjust to varying tanker heights
2. Safety handrails and knee guards fitted as standard
3. Hinged safety step to protect against accidentally trapping toes
4. Pull-rope to assist returning stairs to 'parked' position
5. Vertical locking device for 'parked' position with foot-pedal release
6. Extended outboard step to provide additional area and stability, for stepping onto the tanker top
7. Rubber bumper to prevent sparking and reduce risk of tanker damage

Applications:

Safe access from fixed platforms to the top of a Road Tanker, Rail Tank Wagon, or ISO Container to:

1. Inspect the tanker for safety and maintenance
2. Load the tanker
3. Check the load and take samples
4. Wash or decontaminate compartment

Benefits:

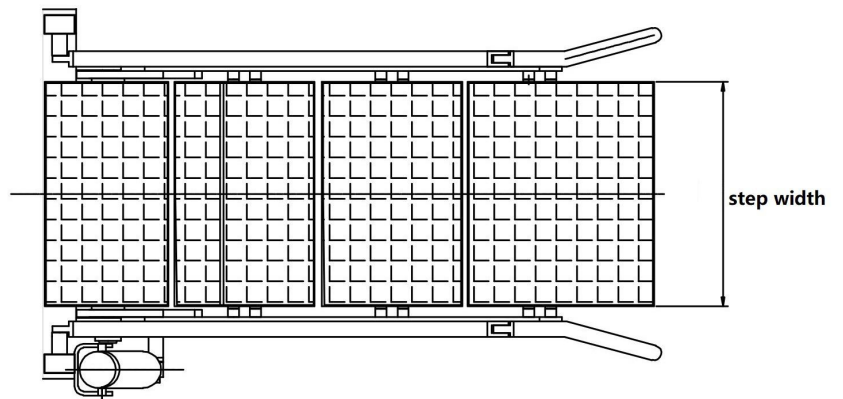
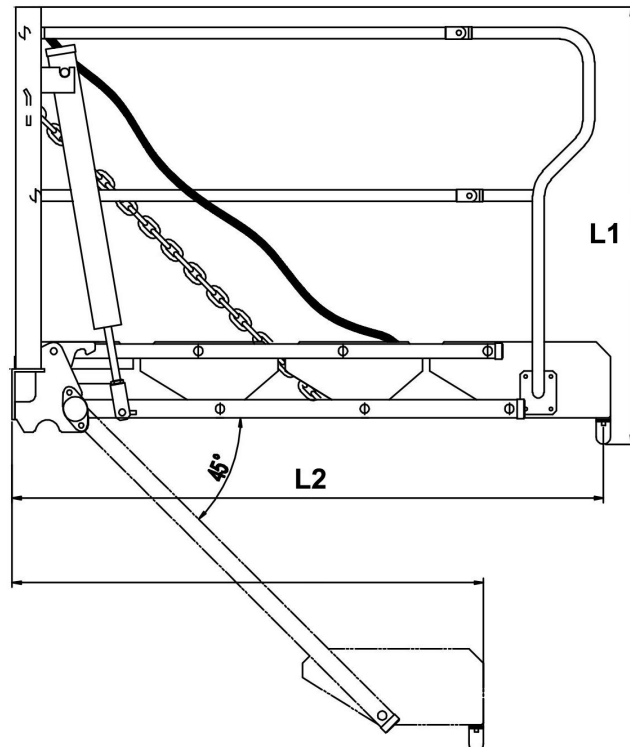
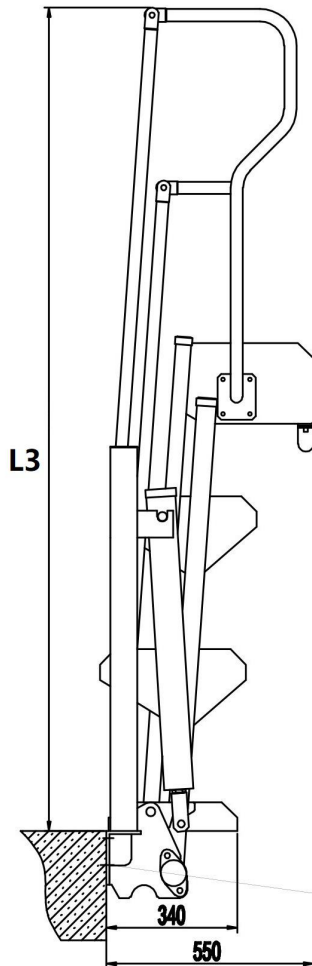
1. Safe, reliable and easy means of tanker access
2. Maintenance free spring cylinder and rotation joints
3. Fulfills current Health & Safety at Work requirements and promotes safe working practice on tanker tops

Specification:

1. Balancing type: compression spring cylinder
2. Operation mode: manual/pneumatic
3. Material: carbon steel with hot dip galvanized



Add: No.507, Zhongde International
Building, LYG, Jiangsu, China
Tel: +86-518-85460002
Email: sales@loadingarm.org
Website: www.loadingarm.org



Model	Steps	Step Width (mm)	L1 (mm)	L2 (mm)	L3 (mm)	Safety Cage (mm)	Weight (kgs)
KTS-A	3	800	1210	1250	1820	/	195
KTS-B	3	800	1210	1250	1820	1400*1400	220
KTS-C	3	600	1210	1250	1820	/	115
KTM-A	4	800	1210	1650	2150	/	245
KTM-B	4	800	1210	1650	2150	1400*1400	260
KTM-C	4	600	1210	1650	2150	/	137
KTL-A	5	800	1210	2050	2550	/	270
KTL-B	5	800	1210	2050	2550	1400*1400	295
KTL-C	5	600	1210	2050	2550	/	165